

**Objective**

The participants will understand they are beloved members of God's family.

**Bible Basis**

"But as it is, God arranged the members of the body, each one of them, as he chose." (1 Corinthians 12:18 NRSV)

## Theme Activity: For People of All Ages

**Materials Needed:**

- Meant to Be tree trunk (pattern at the end of the lesson)
- Meant to Be heart cut outs (pattern at the end of the lesson)
- Brown construction paper
- Large poster board
- Glue sticks
- Crayons, markers, or other coloring supplies

**Opening**

Leader: There is a story about a baseball player on the day he retired. After the baseball player's last game, a reporter came up to him.

"You love baseball. Who will you be once you are not a professional baseball player?" the reporter asked. "It's true," the man answered. "Baseball is here in my heart [point to your heart]. Being a baseball player is a big part of who I am. But, it isn't all that I am. [Repeat pointing at your heart for emphasis] I'm an uncle and a friend. I love animals, especially my two dogs. I'm a good cook—I make great chili."

The man continued talking to the reporter. He said, "All these things, like being a baseball player and a friend and a cook are wonderful gifts from God. These bits and pieces come together to make up who I am. The most important thing, though, is I am a child of God [put your hand on your heart]. I am and will always be a member of God's family."

**Activity: Part 1 - Hearts**


- Give every participant a sheet with hearts to decorate. As you do, say, "As you decorate one or both of the hearts, think about all of the things in your heart that make up who you are."
- Use crayons, markers, or other supplies to decorate the hearts.
- When the group is finished with their hearts, collect them.

**Closing Prayer**

Dear Jesus, thank you for all the pieces of our lives that make us who we are. Thank you for loving us just as we are. Thank you for making us part of God's family. In your name we pray. Amen.

## Meant to Be: Theme Activity Instructions

### Activity: Part Two - Preparation



- (1) Create the cross-shape tree trunk. Using the provided pattern as a guide, draw the trunk on the poster boards or craft paper, see sample A below.
- (2) Place crayons or markers and small rectangles of brown construction paper on the tables.

### Activity: Part Two - Instructions

- Why is the cross so important for Christians?

(Jesus died on the cross.) When Jesus died on the cross and rose again, he beat sin, death and the devil. Have you ever heard of a family tree? On a chart shaped like a tree, some people write down then names of their relatives—their parents, grandparents, great-grandparents and so on. Because of Jesus, we are all part of God's family. The cross is our family tree.

Invite each participant to write their name on one of the rectangles. Then, ask them to write the names of others they keep in their prayers or those in need of prayer. Each name should be on its own rectangle. Be aware of those who need help writing.

Collect the rectangles. Hold them in your hands and pray, Dear heavenly Father, bless each of these people. Help them know your love. Be with those who are sick or sad. We pray in the name of Jesus. Amen.

Glue the rectangles on the tree trunk.

Return the hearts to the people who made them, and ask them to cut them out. Be aware of those who need help cutting.

Leader: When the group is finished cutting, have them hold the hearts in their hands, as you say, Listen to this Bible verse: "Know the plans I have for you," announces the LORD. "I want you to enjoy success. I do not plan to harm you. I will give you hope for the years to come." [Jeremiah 29:11 NIV]

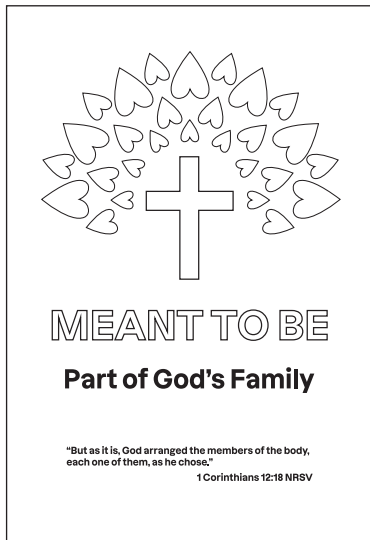
Last time we talked about all of the pieces of who we are. Remember the story of the baseball player? The man is not just a baseball player. He is a friend and an uncle. He loves animals, especially his two dogs. He likes to make chili. Most important, the man is a loved child of God, a member of God's family.

Who would like to tell us about how they decorated their heart to show the important pieces of who you are? Maybe you drew a picture or maybe you colored in a certain way to remind you of something. Would anyone like to share? [Listen to as many who would like to share. Try to encourage participation.]

Thank you for sharing. God specially created each one of us. We are each made up of different pieces. Look at the heart(s) in your hand.

Does your heart look the same as the person sitting next to you? (no)

## Meant to Be: Theme Activity Instructions



Is it in the shape of a heart? (yes)

Some things about us are different: we like different things and have different talents and skills. Some things about us are the same: We all belong to God's family and God loves us all the same.

- [Point to the tree trunk] What is missing from our tree? (leaves)

Guess what. When we attach the hearts to the tree, they will look like leaves. Let's do that now. [Have a helper ready to put up the hearts. Note how they are placed on the poster.]

- Last time, when we worked on the hearts, did you guess they were leaves?


People are more than just what they look like. It's good to take time to get to know someone and learn about the many pieces of their heart, not just the parts that are easy to see.


Wow! Look at our tree. Our pieces came together and made something beautiful. Each one of us is an amazing piece of God's plan. Each one of us belongs to God's family.

- How does it make you feel to know that you belong to God's family?

### Prayer

Dear heavenly Father, thank you for making us part of your family and loving us just as we are. Thank you for the beautiful pieces of our lives. In the name of Jesus, we pray. Amen.





# Part of Good's Family

**“But as it is God arranged  
the members of the body,  
each one of them,  
as he chose.”**

**1 Corinthians 12:18 NRSV**

Theme Activity: **MEANT TO BE**

