

Theme Activity* in Two Parts for people of all ages and abilities




Objective


The participants will understand they are beloved members of God's family.

Bible Basis

1 Corinthians 12:18 NRSV

"But as it is, God arranged the members of the body, each one of them, as he chose."

Materials Needed	Part I	Part II
	<ul style="list-style-type: none"> • Meant to Be heart patterns (found at the end of the lesson) • Crayons • Round or heart shaped muffin tins. 	<ul style="list-style-type: none"> • Meant to Be tree trunk (pattern at the end of the lesson) use two 22x28 poster boards taped together to make a canvas 28x44 or large piece of butcher/ craft paper • Small rectangles of brown construction paper • Glue sticks and double-sided tape or mounting putty (fun-tak)



Download the original Meant to Be poster at <http://bit.ly/M2Bposter>.



*Based on an activity created by the Rev. David Wiist and the "Straight Ways" Thursday night Bible study group meeting at Concordia Lutheran in Evansville, Ind. This is the collage the group created.

Share your finished project with Bethesda!

Email a photo to marketing@mailblc.org. We will share selected submissions on Facebook.

Part I

Opening

Leader: There is a story about a baseball player on the day he retired. After the baseball player's last game, a reporter came up to him.

"You love baseball. Who will you be once you are not a professional baseball player?" the reporter asked.

"It's true," the man answered. "Baseball is here in my heart [point to your heart]. **Being a baseball player is a big part of who I am. But, it isn't all that I am.** [Repeat pointing at your heart for emphasis] I'm an uncle and a friend. I love animals, especially my two dogs. I'm a good cook—I make great chili."

The man continued talking to the reporter. He said, "All these things, like being a baseball player and a friend and a cook are wonderful gifts from God. These bits and pieces come together to make up who I am. The most important thing, though, is **I am a child of God** [put your hand on your heart]. **I am and will always be a member of God's family.**"

Activity

- Give every participant a sheet with hearts to decorate. As you do, say, "As you decorate one or both of the hearts, think about all of the things in your heart that make up who you are."
- Use crayons to decorate the hearts.
- When the group is finished with their hearts, collect them for Part 2.
- Ask the participants to take a crayon of their favorite color, unwrap it, break it up and put the pieces in the muffin tin.



Note: If the group is small, encourage the participants to break up several crayons in order to fill the pans. If you are combining Part 1 and Part 2 in one day, have a helper take the tins to an oven and melt the crayons. If leading Part 2 on another day, take the filled muffin tins home to bake.



Closing Prayer

Dear Jesus, thank you for all the pieces of our lives that make us who we are. Thank you for loving us just as we are. Thank you for making us part of God's family. In your name we pray. Amen.

Heart-Shaped Crayons: Use heart-shaped muffin tins or put a marble on the outside of each paper liner to create a heart shape. Spray the tins or the liners with non-stick spray. Fill the muffin cups with unwrapped crayon pieces. Put the tin in an oven preheated to 250 degrees. Keep an eye on the oven; in a matter of minutes the crayons will melt into one piece. Cool completely before removing the crayons from the tin.

Part Two


Ahead of time

(1) Create the cross-shape tree trunk. Using the provided pattern as a guide, draw the trunk on the poster boards or craft paper, see sample A below.

(2) Place crayons or markers and small rectangles of brown construction paper on the tables.

Opening

Leader: Welcome! It is a blessing to have each one of you here today. It is a blessing to be here together. Last time we decorated hearts and talked about the pieces of our hearts that make up who we are. Today, we'll talk more about who we are as loved members of God's family.



Activity

- **Point to the tree trunk and ask, What do you think this is?** [Some may say a tree trunk; some may see a cross—guide the group to both answers.]
- **Why is the cross so important for Christians?** (Jesus died on the cross.) When Jesus died on the cross and rose again, he beat sin, death and the devil.

Have you ever heard of a family tree? On a chart shaped like a tree, some people write down their names of their relatives—their parents, grandparents, great-grandparents and so on.

Because of Jesus, we are all part of God's family. The cross is our family tree.

Invite each participant to write their name on one of the rectangles. Then, ask them to write the names of others they keep in their prayers or those in need of prayer. Each name should be on its own rectangle. Be aware of those who need help writing.

Collect the rectangles. Hold them in your hands and pray, **Dear heavenly Father, bless each of these people. Help them know your love. Be with those who are sick or sad. We pray in the name of Jesus. Amen.**

Glue the rectangles on the tree trunk, see sample B above.

Return the hearts to the people who made them, and ask them to cut them out. Be aware of those who need help cutting.

Leader: When the group is finished cutting, have them hold the hearts in their hands, as you say, Listen to this Bible verse: ***“Know the plans I have for you,” announces the LORD. “I want you to enjoy success. I do not plan to harm you. I will give you hope for the years to come.”*** [Jeremiah 29:11 NIrV]

Last time we talked about all of the pieces of who we are. Remember the story of the baseball player? The man is not just a baseball player. He is a friend and an uncle. He loves animals, especially his two dogs. He likes to make chili. Most important, the man is a loved child of God, a member of God's family.



- **Who would like to tell us about how they decorated their heart to show the important pieces of who you are?** Maybe you drew a picture or maybe you colored in a certain way to remind you of something. Would anyone like to share? [Listen to as many who would like to share. Try to encourage participation.]
- Thank you for sharing. God specially created each one of us. We are each made up of different pieces. Look at the heart(s) in your hand.
- **Does your heart look the same as the person sitting next to you?** (no)
- **Is it in the shape of a heart?** (yes)

Some things about us are different: we like different things and have different talents and skills. Some things about us are the same: We all belong to God's family and God loves us all the same.

- [Point to the tree trunk] **What is missing from our tree?** (leaves)

Guess what. When we attach the hearts to the tree, they will look like leaves. Let's do that now. [Have a helper ready to put up the hearts. Note how they are placed on the poster.]

- Last time, when we worked on the hearts, **did you guess they were leaves?**

People are more than just what they look like. It's good to take time to get to know someone and learn about the many pieces of their heart, not just the parts that are easy to see.

Wow! Look at our tree. Our pieces came together and made something beautiful. Each one of us is an amazing piece of God's plan. Each one of us belongs to God's family.

- **How does it make you feel to know that you belong to God's family?**
- We did something else last time, just after we decorated our hearts.
Do remember what we did?

Remember, we took crayons, broke them up and put them in a tin. The broken pieces were put in the oven until they melted together. Now we have crayons of many colors. [Give one crayon to each person.] Look at the bits and pieces and how they fit together. This is a gift for you to remind you that **we are all a part of God's heart—we all belong in God's family.**



Prayer

Dear heavenly Father, thank you for making us part of your family and loving us just as we are. Thank you for the beautiful pieces of our lives. In the name of Jesus, we pray. Amen.

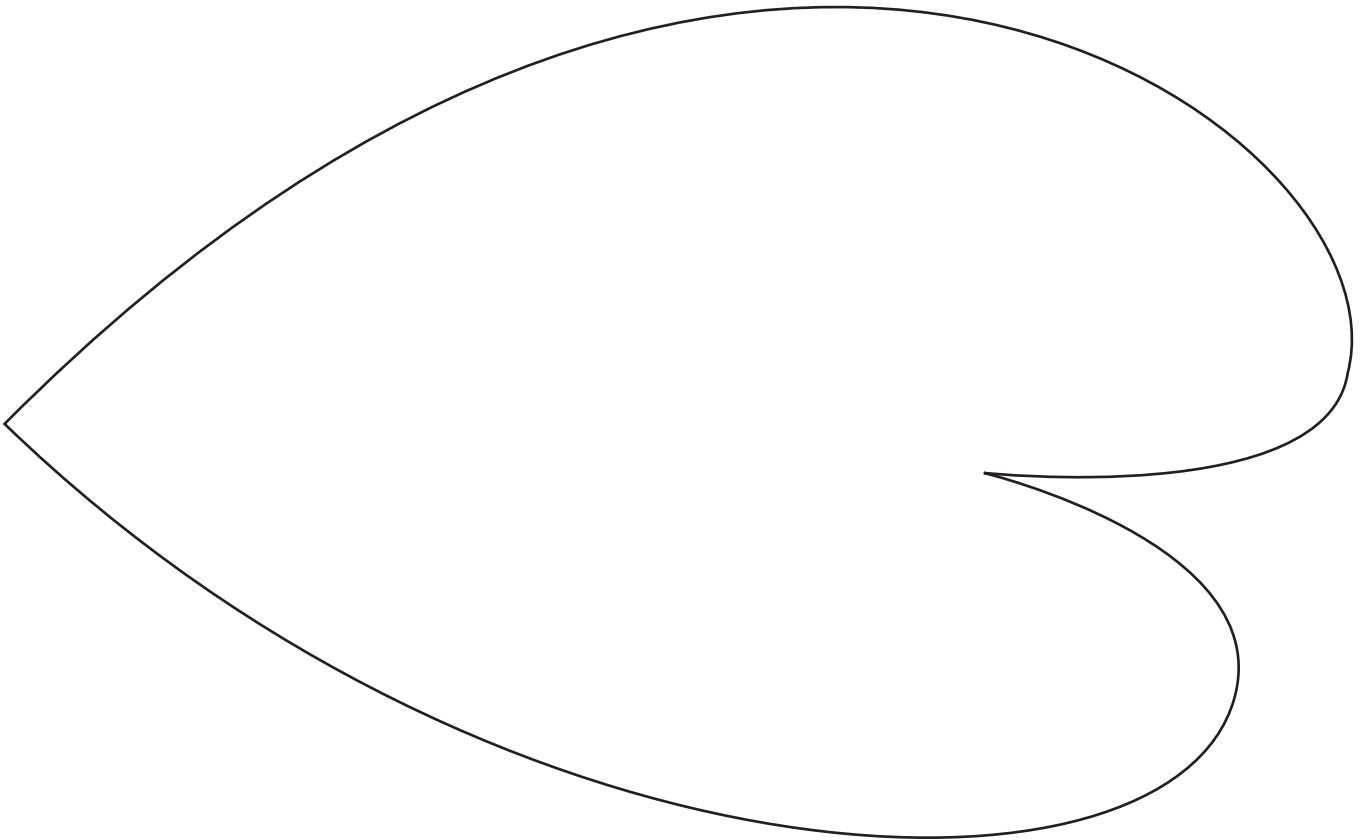
Share your finished project with Bethesda!

Email a photo to marketing@mailblc.org. We will share selected submissions on Facebook.


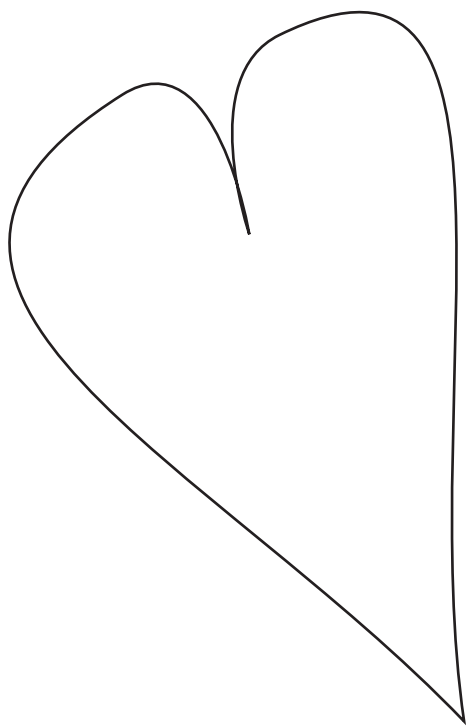


Heart patterns 1




Heart patterns 2



Heart patterns 3



Tree trunk pattern



WE WANT TO BE

part of God's family

“But as it is, God arranged the members of the body, each one of them, as he chose.”

1 Corinthians 12:18 NRSV